


Data sheet | Item number: 756-1302/060-100

System bus cable, angled; 10 m; fitted on one end; B-coded; M12 socket, angled; one free cable end



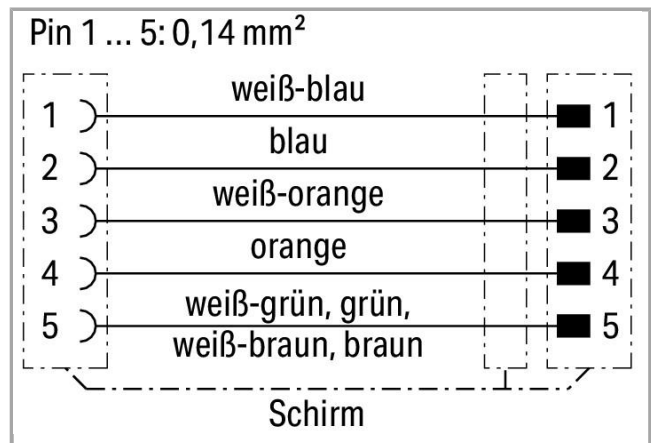
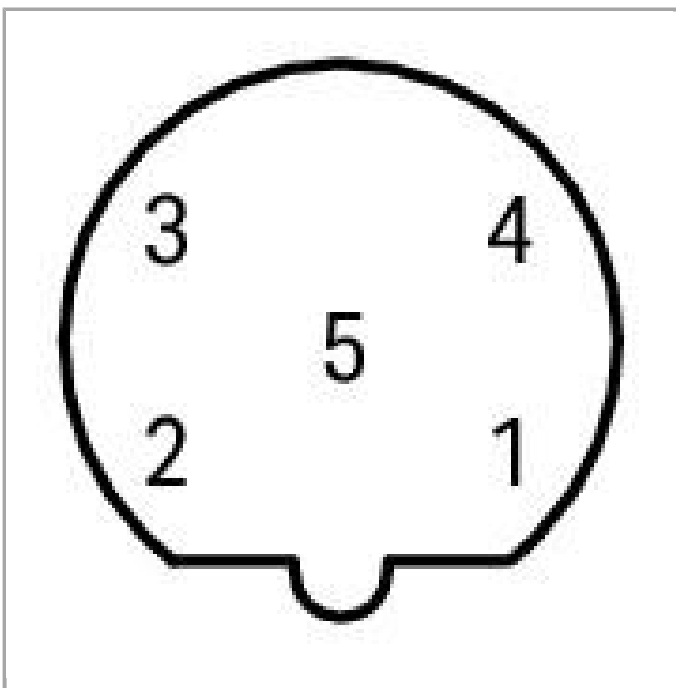
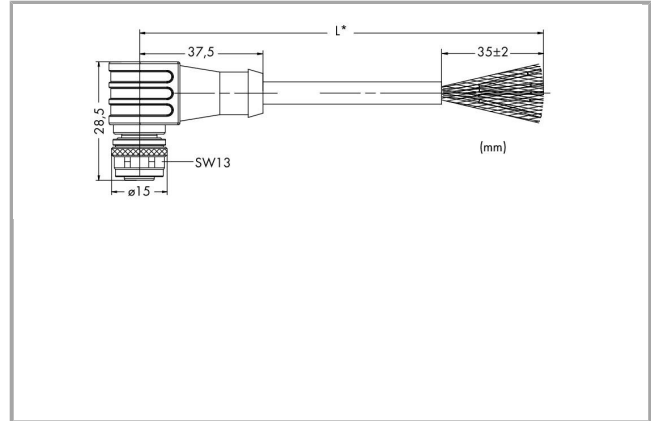
756-1302/060-100



RoHS Compliant

[BOMcheck.net](https://www.bomcheck.net)

Color: ■



Item description

Short description:

- PUR, halogen-free
- Silicon- and CFC-free
- Good resistance to microbes, hydrolysis, oil, chemicals and UV radiation
- Good chemical resistance
- Cable used: UL listed

Data**Technical Data**

Connection type	M12 socket - free end
No. of poles	5
Leitungsanschlussrichtung zur Steckrichtung	90°
Steckgesichtskodierung Leitung/Adapter 1 1	B coded
Cable length	10 m
Operating voltage	60 V
Operating current	4 A
Rated surge voltage	1,5 kV gemäß IEC 61076-2-101
Contact resistance	10 MΩ
Insulation resistance	5000 MΩ
Resistance of conductor	≤ 145 Ω/km

Mechanical data

bending radius	min. 5 x cable Ø
Durchmesser der Mantelleitung	6 mm
Bauartkurzzeichen	KS-02YS(ST+C)11Y 4x2xAWG26/7-100 Ω, geschirmt
Screening	Aluminum-laminated foil and tinned copper braid, optical coverage approx. 65 %
Conductor design	Bare copper wire, 26/7 AWG
Leiterisolierung	Zell-PE, Ader-Ø max. 1,0 mm
Housing material	TPU/TPU, black (~ RAL 9005)
Contact material	CuZn
Contact plating	CuNi/Au
Materialeigenschaften der Anschlüsse	Hexagon knurled nut: CuZn; Knurled nut surface: nickel-plated; Sealing ring: FPM (Viton)
Mating cycles	100
Tightening torque	1 Nm
Weight	700 g
Color	yellow



Environmental Requirements

Surrounding air (operating) temperature	-25 ... 60 °C
Protection class	IP67
Degree of pollution (5)	3/2 per IEC 60664-1

Commercial data

Country of origin	DE
GTIN	4045454791247
Customs Tariff No.	85444290900

Downloads

Documentation

System Description

I/O-SYSTEM – SPEEDWAY, General Product Information	pdf 1.1 MB	Download
--	---------------	----------

Subject to changes.